

*"Lest we forget"*

See also included in this document *"Remembering Anzac"* a selection of standalone one-session Anzac focused activities to use in years when the full Anzac badge programme is not being utilised or to incorporate into the badge programme. These programmes may be found on the *iconz4girlz* website under Programmes.

Although Anzac Day, 25 April, may be included in school curriculum, the aim of this award is to give girls the opportunity for a more introspective look at the history and spirit of Anzac and develop this into their own personal response to serve their community in a selfless way.

**Aims:**

1. To raise awareness of the contribution made by NZ service personnel in wartime since 1914.
2. To prepare for and attend an Anzac Day service.
3. To translate the service and sacrifice of our veterans into a committed involvement in a community service project. (This could also earn the girls a Community Projectz Award).

**References:****Websites:**

[www.nzhistory.govt.nz](http://www.nzhistory.govt.nz) Search 'Anzac Day' - A wealth of information here written for children.


[www.rsa.org.nz](http://www.rsa.org.nz) Search 'Anzac Day' - Tells you what to expect at an Anzac Day Service and how to participate. Tells you the correct way to wear an ancestors medals on Anzac Day.

[www.missionresourcing.org.nz/anzac.day.html](http://www.missionresourcing.org.nz/anzac.day.html)

**Recommended reference book:**

"Anzac Day -The New Zealand Story" by Philippa Werry.

Has everything New Zealanders need to know about Anzac Day.



## Contents

- Themes for Anzac Devotions - (Could also be used for Easter Devotions)

Sacrifice

Remembrance

- What does the word Anzac mean?

- What is ANZAC Day?

- What is the RSA?  
Poppy Day



- Attending an Anzac Day Service

What to expect

Pre-parade Preparation

Drill

Marching in the Anzac Day Parade

Wearing a relative's medals to the Anzac Day Service

Ordering an iconz4girlz flag for your Unit

- How can we serve our community?

- **"Remembering Anzac"** - A selection of one-session Anzac focused activities.

Making a wreath for Anzac Day

Making poppies

Making Anzac Biscuits

Making Belgium (or Belgian) Biscuits

Finding local heroes

Finding local War Memorials

Visiting the local RSA or Museum

Themes for devotions:

### Sacrifice

If at all possible arrange for a presenter who has ties with Military Chaplaincy or the RSA or who has personal war time experience.

As Anzac Day falls shortly after Easter, the devotional theme could cover the correlation of wartime sacrifices and the Easter sacrifice.

Girls will find this verse in their Girls' Brigade Bibles:

#### **John 15:13 (CEV)**

<sup>13</sup> The greatest way to show love for friends is to die for them.

An older guest presenter would be more familiar with this version:

#### **John 15:13 (KJV)**

<sup>13</sup> Greater love hath no man than this, that a man lay down his life for his friends.

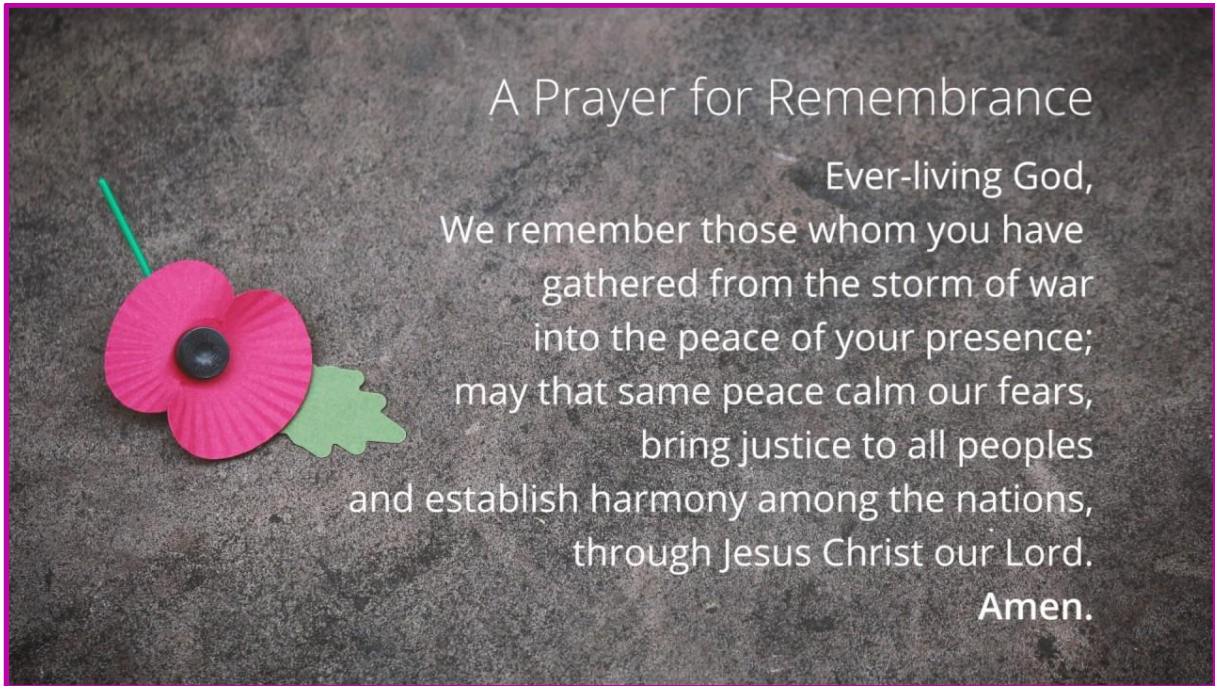
Service people who died at war are said to have made 'the supreme sacrifice' but when your country is at war most people are effected and are required to make sacrifices at some level. The service people who came back from the war sacrificed up to five years of their lives and often returned with physical and mental impairments. Those left at home, mainly women, coped with taking on the men's jobs, shortages of food, clothing, petrol and household goods, as well as single parenting.

**Were these sacrifices in vain? Discuss ways in which we can keep the spirit of Anzac alive today.**



*Canterbury Student Army Anzac Initiative 2015*

## Remembrance



### TIME LINE - Reflecting on New Zealand's involvement in wartime

1914 - 1918 - World War I. Known as 'The Great War' and 'The War to end all wars'.

1915 - 25<sup>th</sup> April. NZ troops arrived on the Gallipoli Peninsula in Turkey.

1916 - 25<sup>th</sup> April. The first Anzac Day was commemorated.

1918 - 11th November. Hostilities ceased at the eleventh hour of the eleventh day of the eleventh month. Observed as 'Remembrance Day' in Britain, Canada, USA - is similar to our Anzac Day.

1939 - 1945 - World War II

Since then the NZ military has participated in the Korean War, the Vietnam War, in Malaya, East Timor and are presently involved in the War in Afghanistan and the War on ISIL

Detailed list at:

[https://en.wikipedia.org/wiki/List\\_of\\_wars\\_involving\\_New\\_Zealand](https://en.wikipedia.org/wiki/List_of_wars_involving_New_Zealand)



**'Ode of Remembrance' - from the poem 'For the Fallen' by Laurence Binyon**

Laurence Binyon was an English poet. He was born in Lancaster in 1869 and died in 1943.

In 1914, he wrote 'For the Fallen' while working at the British Museum. He was too old to enlist as a soldier but later travelled to France and working as a volunteer at a British Hospital helped wounded soldiers.

The poem's fourth verse is known as 'Ode of Remembrance' and remembered around the world especially in Commonwealth countries. The ode is often carved into war monuments and spoken at remembrance services like Anzac Day services.

*"They shall grow not old, as we that are left grow old:*

*Age shall not weary them, nor the years condemn.*

*At the going down of the sun, and in the morning*

*We will remember them.*

**Listen out for this to be read out at the Anzac Day Service. Everyone repeats the last line together "We will remember them"**



In the spring of 1915, shortly after losing a friend in Ypres (Belgium), a Canadian doctor, Lieutenant Colonel John McCrae was inspired by the sight of poppies growing in battle-scarred fields to write a now famous poem called 'In Flanders Fields'. After the First World War, the poppy was adopted as a symbol of Remembrance.



## In Flanders Fields

by John McCrae, May 1915

In Flanders fields the poppies blow  
Between the crosses, row on row,  
That mark our place; and in the sky  
The larks, still bravely singing, fly  
Scarce heard amid the guns below.

We are the Dead. Short days ago  
We lived, felt dawn, saw sunset glow,  
Loved and were loved, and now we lie  
In Flanders fields.

Take up our quarrel with the foe:  
To you from failing hands we throw  
The torch; be yours to hold it high.  
If ye break faith with us who die  
We shall not sleep, though poppies grow  
In Flanders fields.

**Discuss with the girls their response to these words. Can they write or say a prayer based on this response?**

Continuing our Remembrance theme.....

“The Belgians have not forgotten”.

Every night at 8.00pm The Last Post Ceremony takes place under the Menin Gate in Ypres, Belgium. The Last Post Ceremony has become part of the daily life in Ypres and the local people are proud to be able to present this tribute to those who fell in defence of their town.



Except for the four years of German occupation in World War II the ceremony has been performed **EVERY NIGHT** since 11 November 1929. Large crowds attend.

The names of 54,000 soldiers who have no graves are written on the walls of the gate.



Visitors from Australia and Last Post buglers stand in front of a portion of the names of lost soldiers.

<http://www.greatwar.co.uk/events/menin-gate-last-post-ceremony.htm>

Ask the girls what they think of such an event taking place every night. It is one hundred years (2018) since the end of this war that destroyed their town. Do they still need to remember and be grateful that soldiers came “from the furthest corners of the earth” (NZ) to help them?

Could the girls write or say a prayer about this?

Another Devotion based on  
"Remembrance"

*"The Last Supper"*

This is the story about the last meal Jesus shared with his disciples before he was betrayed by one of them which lead to his death on the cross.



The girls can use their Bibles to read about this in Luke Chapter 22 verses 1-23 and 1 Corinthians Chapter 11 verses 23-26. The girls' Bibles are a modern translation but the traditional words are "Do this in remembrance of me"

Two thousand years later, depending on what church you go to, every week or every month this "Last Supper" is remembered by a sacrament called "Holy Communion" or "The Eucharist" or "The Lord's Supper". (There are other names as well but these are the main ones.)

Describe how Communion is central to the life of the church and that although it is done a bit differently in different churches, that is OK. Share how it is done at your church and answer the girls' questions. The Pastor, Children's Pastor or an Elder may be able to take the girls into the church to show them what happens and explain how people prepare their hearts before taking part in receiving the 'elements'. Expect there to be a lot of new words that will need explaining!



*At the time of the Last Supper it was usual to sit on a cushion or mat and lean on one elbow to eat.*



**What does the word ANZAC mean?** *(With acknowledgement to Philippa Werry - Anzac Day):*

The word ANZAC was introduced during the First World War (1914-1918). As soon as war was declared thousands of New Zealand and Australian men signed up to go overseas to fight. Most thought it was going to be a big adventure little realizing what it was actually going to be like.

ANZAC is an acronym for the name chosen when the Australia Army Corps and the New Zealand Army Corps combined when they got to Egypt and became the Australian and New Zealand Army Corps. A rubber stamp was made up at the Staff Headquarters in Egypt with the initials ANZAC and was called the ANZAC stamp. General Birdwood who was the officer in charge used ANZAC as his telegraphic address. Soon the name was given to the men themselves as well as the Corps.

The "s" in the word "Corps" is silent.

Today Anzac refers more often to the ANZAC "Spirit" which embraces qualities like being loyal to your friends, unselfishly serving others, keeping cheerful when things are tough and never giving up.

### **What is ANZAC Day?**

ANZAC Day is a day of national remembrance.

It is hard for us to imagine the effect on family and friends back home with sons,

grandsons, brothers and mates away fighting in the war and no idea if they were dead or alive - maybe lying seriously wounded in a faraway field hospital. (Women in the NZ Armed Forces were not permitted to fight on the front line until 2000).

The ANZACs first went into battle on 25 April 1915 when they landed on Gallipoli peninsula, which is in Turkey.

In 1916, 25 April was already being called "ANZAC Day", and in NZ it was an official half day holiday and memorial services were held. This was an opportunity for families to join with others who also had loved ones away serving, sharing in a public expression of worry and sorrow and to pray. In London a service was held at Westminster Abbey with the King and Queen attending.



This tradition of commemoration and thanksgiving has continued ever since and the ANZAC spirit has grown stronger as the years go by with large crowds attending either a Dawn Parade or a citizens' service "at this sacred hour" later in the morning on Anzac Day. Children representing various uniformed youth organisations (like iconz4girlz) march in the parade with the veterans and serving military personnel.

Lately some Marae have introduced hosting a dawn service.

Some years ago protesters attended services as they thought that ANZAC Day was celebrating and glorifying war, but these days most people take the time to think about what ANZAC means to them personally.

### What is the RSA? :

(from the RSA website [www.rsa.org.nz](http://www.rsa.org.nz) )



Our mission is to remember and care for all those impacted by service for New Zealand on military operations.

**Courage, Compassion, Comradeship, Commitment**

*Our mission is to remember and care for all those impacted by service for New Zealand in military operations.*

*The RSA was formed in New Zealand in 1916 by returning Anzacs during World War One to provide support and comfort for service men and women and their families.*

*The Royal New Zealand Returned and Services' Association is made up of 182 local RSAs around the country, each an entity in their own right, with over 102,000 members. Local RSAs are managed by their own executive committee while being united with the RNZRSA in our strategic pillars, vision, and values. We believe in a nation joined by a heartfelt connection to the Anzac spirit of courage, commitment, comradeship and compassion.*

## Looking Forward

Reefton RSA has faced many challenges over the past 8 months; they came to the harsh reality that they had an aging committee that was not as active as it once was. Each year their membership was declining, the members of the community were not joining and the local youth were simply not interested in the RSA.

The committee projected that if things carried on like this, the RSA would be closed down in less than 5 years.

Reefton RSA identified that the centre of gravity for them was the community, and in particular the youth.

Their mission now is to step away from club related activities, and instead focus more on providing education/training programs for local youth, and become more involved in helping their community. Tony Groves, President of Reefton RSA, wants to ensure that the RSA can continue to provide support in the future.

## Poppy Day

RSA volunteers exchange distinctive red poppies for a donation to the RSA Poppy Day appeal in support of our current and ex-service personnel, including the NZ Police, and their families.

The poppy reminds us of sacrifices made - both past and present. Poppies were the first flowers that grew in the battlefields of Flanders in Belgium during World War One and are a symbol of remembrance and hope.

Poppy Day has been a part of the New Zealand calendar since 1922, making it one of the oldest nationwide appeals, and is usually held each year on the Friday before Anzac Day.



## Attending an Anzac Day Service



*Catafalque Guard of Honour on Anzac Day. Wreaths laid on the War Memorial.*

### What to expect:

There are two types of commemorative events on Anzac Day - a Dawn Parade and a Citizens' or Civic Anzac Day Service. Your town may have one or the other or both. The RSA will tell you which event local Youth Organisations attend. Youth Organisations (like iconz4girlz) play an important part in the day's proceedings, marching in the parade and laying wreaths

The order of service changes very little from year to year and with slight variations for local conditions basically follows this format:

- Uniformed Youth Organisation will assemble a short distance from the local war memorial and march in their groups, probably lead by a band, to the local war memorial where they will be settled to await the arrival of the returned servicemen and servicewomen. They will come marching on following a band and their flags. They will be wearing their medals on their left chest. Some may be wearing medals earned by a deceased relative on their right chest. The two girls you have chosen to lay your IFG wreath may be taken to near the front in readiness for the wreath laying ceremony.



- Already in place at the memorial will be a catafalque guard of honour performed by uniformed service personal. Their heads are bowed and they stand motionless. You will notice that their guns are pointed downwards. This is called "reversed arms".
- The service will be led by a community leader, possibly the Mayor, a Christian minister or military chaplain, and representatives of the RSA and the Defence Force. There will also be a guest speaker. Lately leaders of other faiths have also been present at some services.
- After a drum roll there will be a welcome and a prayer.
- The National Anthems of both Australia ('Advance Australia Fair') and the NZ ('God Defend New Zealand') are sung.
- There will be the talk, perhaps a Bible reading, and a traditional hymn is sung - probably "Abide with me", "O God Our Help in Ages Past" or Kipling's "Recessional". A lone piper may play the Lament "Flowers of the Forest".
- The heart of the service is the reading of the Anzac Dedication which finishes with the words

*"They shall grow not old, as we that are left grow old:*

*Age shall not weary them, nor the years condemn.*

*At the going down of the sun, and in the morning*

*We will remember them.*

**And then everybody repeats "We will remember them".**

- There may be a time for Returned Service people to come forward very quietly and solemnly, in single file, and place a poppy on the memorial, then groups will be invited to come forward and place their wreaths.
- There will be a minute's silence, the playing of "The Last Post" and "Reveille" (pronounced re-valley). There could be a volley of gun fire and a fly over of vintage military air craft.
- After a closing prayer for peace the parade is dismissed.

After the parade the hospitality of your local RSA may extend to the children who paraded but you would need to check. Otherwise you may like to provide a drink and an Anzac biscuit for your girls perhaps at a nearby park or back at your church hall.

Although the whole day is a public holiday the official Anzac Day observance ends at 1pm after which the shops are allowed to open. Many people take the opportunity to play sport in the afternoon and Aussie versus Kiwi competitions are popular.

### Pre Parade Preparation

To the girls the service will seem to last a long time, especially if they are standing all that time and/or are in the hot sun.

- Teach them how to rock gently from toes to heels and to wriggle their fingers and toes to keep circulation flowing.
- Play the game 'Guess The Minute'  
Everyone stands and closes their eyes.  
On the signal "GO" from a leader with a watch/phone, everyone tries to estimate when a minute (60 seconds) has elapsed while keeping their eyes closed. When you think it has been a minute, you sit down.  
The girl that sits closest to a minute wins.
- Talk about being respectful while on parade, to listen hard and watch what is happening.



*Being respectful and listening during an Anzac Day Service*

- Liaise with your local RSA representative; if your Unit is parading for the first time they won't know to expect you otherwise. See if you can get a copy of the Order of Service (1) so you can go through it with the girls beforehand so they know what to expect and when (2) let them listen to the old hymn(s) that will be sung so they are at least they have heard them before and (3) often there is not enough printed copies of the Order of Service so you can print off copies for each girls so she has her own copy and will feel included.
- Find out if there is going to be any 'big bangs' so you can warn the girls against silly squealing. (It's OK to jump - everybody does).
- Practice falling in, standing 'at attention' and 'at ease', forming into threes, and marching. Full instructions included in this syllabus under "Drill".

What if you are too far away to attend an official service or it just doesn't work because of the school holidays?

Organise your own Anzac Service based on the format above. See if you are able to hold it in your church. The girls can parade in just as they would at an official Anzac service.

Instead of a guest speaker you may like to use the play included in the Anzac resources at [www.missionresourcing.org.nz](http://www.missionresourcing.org.nz)

Combine with your ICONZ Unit if you have one.

Invite people from the church to attend. They may like to provide supper for you after the service.

## Wearing a Relative's Medals to the Anzac Day Service:

*(Acknowledgement - [www.rsa.org.nz](http://www.rsa.org.nz))*

- Civilian members of the public should only wear one set of medals. The medals should be those of a direct relative, for example, should have belonged to a brother or sister, dad or mum, grandfather or grandmother. In all cases these are worn on the right chest.
- If there are more than one set of relatives medals held by the family, pass on medal sets for other family members to wear - this spreads the memory of that relative amongst the family. There are no rules that say only the eldest male descendent can wear these medals - the family can decide on any family member to be the medals wearer on the day.
- Multiple copy medal sets can be worn by the family on Anzac Day - this is common with miniature medals so all children of a deceased veteran can wear his or her medals in their memory.
- Only service medals and decorations mounted on a medal bar (full-size or miniature) can be worn by a relative. It is acceptable to wear a family member's miniature medals mounted on a medal bar if preferred. This is a good option for young children.
- Royal Honours insignia such as neck badges, sashes, sash badges, or breast stars cannot be worn by anyone other than the original recipient. The same rule applies to any Unit and Personal Commendations that the deceased wore on their right chest.





## Drill

### Aims:

1. To move a group of girls from one place to another quickly and smartly.
2. To develop esprit de corps within the group.
3. To give leaders an opportunity to gain confidence through being in charge of the group and calling the commands.

*Commence practicing early in Term One ready for Anzac Day.*

*Chose who will be the 'marker' -usually the tallest girl and who will be the 'flag bearer' -usually one of the older girls who is reliable and reasonably strong.*

*If no one in your Unit is familiar with taking Drill enlist the aid of a military person or similar to provide some initial training.*

Drill is performed according to a series of **COMMANDS** given by the leader in charge. The smartness of the drill depends largely on the way the **COMMANDS** are given - distinctly, loudly and with authority.

The words of the **COMMANDS** are pronounced in two parts with emphasis placed on the second part eg Atten- **TION**

- Stand at attention while giving instructions
- Wait for complete silence before giving orders
- Demonstrate the movements while explaining them
- Encourage each girl to feel individually responsible for the smartness of her Unit

### Using a Whistle

When this is blown, there should be **INSTANT SILENCE**. Over-use of the whistle will soon spoil its effectiveness.

Work out with the girls what the various whistle signals will mean and what is expected of them when they are given.



## Unit Commands:

### "Atten - TION"

Heels together, toes slightly apart body erect, evenly balanced, shoulders back but held in a natural manner, eyes looking straight ahead, arms hanging naturally - hands partially closed, thumbs close to forefinger, palms turned towards thighs



### "Stand at - EASE"

Move left leg about 25cm to the left, legs straight, body evenly balanced. Lightly grasp the back of the left hand in the palm of the right, behind the back. Arms to hang easily to their full extent



### **"Right - TURN"**

1. Turn on the right heel and left toe, raising the right toe and left heel in doing so
2. Bring the left heel smartly up to the right, without stamping

### **"Left - TURN"**

1. Turn on the left heel and right toe, raising the left toe and right heel in doing so
2. Bring the right heel smartly up to the left, without stamping

### **"About - TURN"**

As detailed in right turn, but turn right around, keeping arms close to sides

### **"Right - DRESS"**

No.1 stands steady, looking straight in front. Remaining girls turn heads smartly to the right moving backward or forward until they are in correct alignment, after which the command, "**Eyes - FRONT**" is given

### **"Break - OFF" and "Dis - MISS"**

The order "Unit Break OFF" is given when Drill has completed but the session has not finished.

The order "Unit - Dis-MISS" is given when Drill has completed and the girls are going home.

The procedure is the same for whichever order is given. The Unit completes a RIGHT TURN (silently counts one, two) PAUSE (three) and moves smartly away.

### Forming Unit into 3's:



If Forming 3's is a bit too tricky to start: from the Fall IN position form the girls into 2's with the shortest or youngest girls at the front.

- **"Marker - FALL IN"**

Marker marches to her position facing leaders - 5 paces distance at attention - then at ease. The tallest girl is chosen as a marker.  
(Leader will then move diagonally to a central point from which she can command the whole group)

- **"Tallest on the right, shortest on the left, in single rank SIZE"**

Girls will march smartly to position, fall in on marker's left, halt, and take up their dressing by the right, then smartly stand at ease. The other Leaders will fall in behind the leader in charge - facing the Unit.

- **"Unit - ATTENTION"**

- **"Right - DRESS"**



- "Eyes - FRONT"
- "From the right in two's - NUMBER"

Girls call out their number from the right - 1, 2, 1, 2 and so on (Keeping heads still, eyes to the front)

- "Odd numbers one pace forward. Even numbers one pace backward - MARCH"
- "Marker stand fast Ranks right and left TURN"

Odd number right turn, Even numbers left turn

- "Form 3's, Quick MARCH"

The whole Unit except the marker, steps off on the left foot, even numbers wheeling to follow the last girl in the front rank

2nd girl forms up one full pace behind the marker

3rd girl forms up one full pace at side of 2nd girl

Both girls take side distance with left arm as they come into position, and then turn left together

4th girl forms up on the left of the marker

On arrival in position she halts and takes interval dressing (extending left arm forwards to touch shoulder of next girl in front rank)

5th girl moves up one full pace at side of 4th girl

6th girl forms up one full pace at side of 5th girl

When file of three is complete, the file left turn together. Interval dressing or side distance is taken only by girls number two and three and by each girl in the FRONT RANK The others form up in line with these.

If the last file of three is incomplete this should be filled from the centre rank so that the last file and the front and back marks are complete (no order is given for this. Girls do it automatically).

- **"Unit - Right DRESS"**
- **"Eyes - FRONT"**
- **"Leaders - - Take POST"**

Leaders will march forward in line until two paces from the Unit. Halt and about turn

(The "COLOUR " is the Unit flag)

**"MARCH ON THE COLOUR"** - The girl chosen to carry the flag marches forward and stands in front of the other girls. If the Unit is large and has formed into 3's you can have a "Colour Party" which is the girl carrying the flag plus a girl on each side of her.

In the parade the flag always goes at the very front followed by the leader in charge and then the other leaders. If more than three leaders (or four if formed into 3's) the rest of the leaders make up the back line behind the girls. If it is an Anzac Day Parade the girls carrying the wreath are at the front but behind the flag.

*After the Parade:*

**"MARCH OFF THE COLOUR"**

the following orders are then given:

**"Leaders - Fall OUT"**

Leaders advance one pace towards the leader in charge.

**"Leaders - dis-MISS"**

Leaders advance in line and retire two paces behind the Leader commanding, and then about turn to face the Unit until the Unit is dismissed.

**"Unit - dis-MISS"**

## **MARCHING**

Always begin on LEFT FOOT.

Arms swing naturally from shoulder.

**Commands:**

**"By the left - Quick MARCH"**

**"Unit - HALT"**

The command 'HALT' is given as the right foot passes the left.

**"Mark - TIME"**

Starting with left foot, feet raised alternately about 15cm without advancing, arms steady at sides.

**"About - TURN"**

Turn right around, keeping arms close to sides

**"Slow - MARCH"**

Step off with the left foot, carrying it forward at the same angle as it was at attention. The toe points downward and comes first to the ground. Take a full pace without checking the forward movement of the leg and bring the weight of the body on to the left foot, then step forward with the right foot in the same manner. Arms are kept still at the side.

Ordering an iconz4girlz flag for your Unit

The flag is multipurpose - may also be used as a tablecloth or banner. The cost is \$100 + GST. Request the "blue" option and provide the name of your Unit which will be printed on the flag in place of "New Zealand".

The supplier is:

George Shen / Managing Director  
021 169 3379 / (09) 273 5598 / Fax: (09) 273 4971 /  
sales@flags.net.nz  
The Flag Company  
Unit B, 138 Harris Road, East Tamaki, Auckland  
www.theflagcompany.co.nz




## Poppies and other floral symbols:

The poppy reminds us of sacrifices made – both past and present. Poppies were the first flowers that grew in the battlefields of Flanders in Belgium following the heavy shelling during World War One that destroyed all the farmland; and are a symbol of remembrance and hope.



We wear a poppy from 'Poppy Day' which is the Friday before Anzac Day up until and including Anzac Day.



Rosemary is also associated with Anzac Day as it means 'Remembrance'. This is a quote from one of William Shakespeare's plays called 'Hamlet'.

Rosemary is a very common herb that grows as a bush. By Anzac Day it may have finished flowering but it is the green branches of the bush you would be needing to include in floral arrangements or wreaths.

Chrysanthemums come out in flower for Anzac Day at a time when most summer flowers have gone. Many older people associate chrysanthemums and their distinctive smell with Anzac Day as it used to be common to include them in wreaths because they were the only flowers available to them at that time.

Chrysanthemums come in many different colours. In the language of flowers it represents 'optimism'.





### How can we serve our community?

The project(s) you chose will depend on the ideas the girls come up with and what opportunities are available in your area.

Lead a discussion on what service to others means and what the girls are prepared to contribute/sacrifice - could be time/talents/ possessions/comfort zone etc.

From your local knowledge you will be aware of any particular needs in your community where the girls can become involved - either hands on or by making/growing stuff to sell to raise funds.

The girls will better buy into the idea if they come up with the scheme(s) themselves. The girls could be involved in a single project as one group or individually/ in smaller teams over a range of activities according to their passions.



- **"Remembering Anzac" - A selection of one-session Anzac-focused activities**

**Making a wreath for Anzac Day**

**Making poppies**

**Making Anzac Biscuits**

**Making Belgium (or Belgian) Biscuits**

**Finding local heroes**

**Finding local War Memorials**

**Visiting the local RSA or Museum**

### **Making a wreath for Anzac Day**

A selection of wreaths including templates is available at [www.missionresourcing.org.nz/anzac-day.html](http://www.missionresourcing.org.nz/anzac-day.html)



*This is a great wreath made by the girls at the Raglan Unit. A selection of handmade poppies backed with rosemary. Girls also wore poppies they made using the same pattern.*

## Making Poppies

Lots of ideas on this website including template for Poppy Fridge Magnet

[www.missionresourcing.org.nz/anzac-day.html](http://www.missionresourcing.org.nz/anzac-day.html)

## Making Anzac Biscuits

These biscuits were popular for sending overseas during the war as even though they could take several months to arrive they would still be in good condition. Some soldiers crumbled them up and used as porridge.

Many people have their own favourite recipe for Anzac biscuits and there is usually one printed on the packet of rolled oats - a major ingredient - or try this one...

### **You will need:**

- 50 g flour
- 75 g sugar
- 2/3 cup coconut
- 2/3 cup rolled oats
- 50g butter
- 1 tablespoon Golden Syrup
- ½ teaspoon Bicarbonate Soda
- 2 tablespoons boiling water

### **To make:**

1. Mix all of your dry ingredients together.
2. Melt the butter and golden syrup together.
3. Dissolve the bicarbonate soda in boiling water, and mix into the butter and golden syrup.
4. Make a well in the centre of your dry ingredients, and mix in the wet mixture.
5. Place spoonfuls onto a greased tray and flatten with a fork.
6. Bake at 180°C for 15 - 20 minutes. Biscuits will harden up as they cool.

## Belgium (or Belgian) Biscuits

### Ingredients

4oz butter (113g)  
3oz **Chelsea Soft Brown Sugar** (85g)  
1 egg  
1 tsp cinnamon  
1 tsp mixed spice  
1 tsp ground ginger  
8oz flour (227g)  
1 tsp baking powder  
Raspberry jam  
**Chelsea Icing Sugar** (for the icing only)



### Method

Preheat the oven to 180°C. Cream butter and Soft Brown Sugar together, then beat in the egg. Add all the dry ingredients to the butter mixture and, using a spoon, mix it until combined.

Roll out dough on a lightly floured surface then cut out circles (make sure you have an even number!). Place on a cold greased tray and bake them for 15-20 minutes. When brown, take out of oven and leave to cool on a wire rack. When the biscuits are cold, sandwich them together with raspberry jam.

Boil the jug, put about 1/4 - 1/2 a cup of icing sugar in a bowl and then add a tiny amount of hot water. Don't put too much otherwise it will be runny! Add enough hot water for it to be spreadable.

Put the icing on the top of the biscuits and sprinkle with jelly crystals or hundreds and thousands.


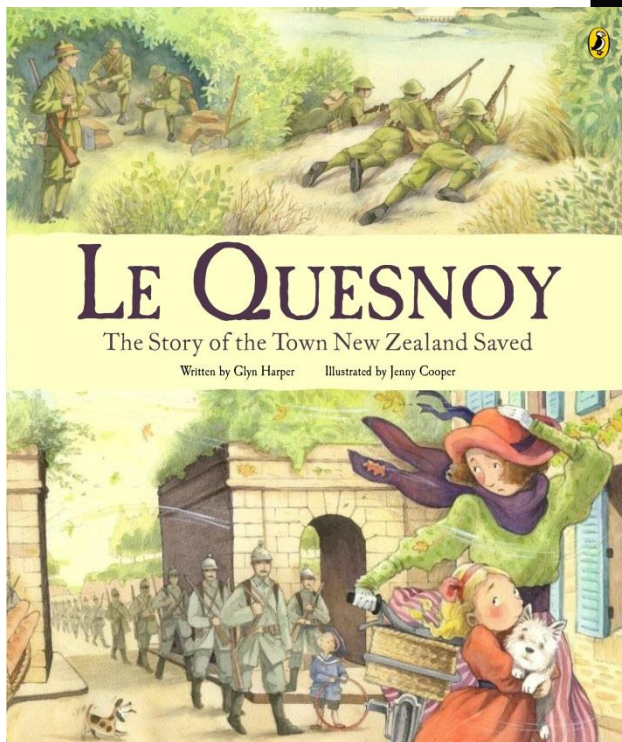


## Finding Local Heroes

This could be interesting. Real life heroes often live or lived quiet unassuming lives and you don't even know that they are in your midst or form part of the folklore of your district. Ask at the RSA or the local history museum. Knowing the Kiwi reputation there will certainly be a good story to share with the girls. Take them to hear the story at the RSA/Museum or arrange for a good storyteller to come to IFG.

Here is a wonderful story of one such hero from Maketu in the Bay of Plenty- Winiata Tapsell:

[http://www.nzherald.co.nz/bay-of-plenty-times/news/article.cfm?c\\_id=1503343&objectid=11542826](http://www.nzherald.co.nz/bay-of-plenty-times/news/article.cfm?c_id=1503343&objectid=11542826)



The saving of the beautiful French village of Le Quesnoy is a great story written by Glyn Harper and will be extra special to the girls because of "the secret" they know about Mr Tapsell.

Today any New Zealanders visiting Le Quesnoy (pronounced *Ler kay nwah*) are given a big welcome by the local villagers - they too remember.



## Finding Local War Memorials

There are over 500 war memorials throughout NZ.

After World War I the war dead were remembered in every town and city, big and small, by the erection of a monument called a War Memorial. Occasionally the monument would be a memorial archway or memorial gates - or a museum. After World War II memorials were also erected but more often they were in the form of a structure that had some other use - for example we have the War Memorial Hall and Memorial Swimming Pool.

Some memorials also record the names of all from the district who went to war.



*Memorial Gates, Tauranga*



"Rolls of Honour" were also installed in schools, churches and places where a lot of men had been employed who went to war - like the Railways Department.

*Roll of Honour Wellington Railway Station*

Activity - Discover the places in your area where there are Memorials and Honours Boards. Make up a map with co-ordinates for the girls to use to locate these.

*(In my town there is a Memorial Clock Tower where we have the Anzac Day Service but I have also recently discovered a memorial avenue of large trees, a memorial olive grove and a memorial in the grounds of my own church.)*

### Visiting the local RSA or Museum

These places host collections of war memorabilia and many stories. Find someone who communicates well with children to 'show and tell'. If located too far away from you invite a representative to visit your Unit. Encourage them to bring interesting stuff to talk about.

One such representative brought along Army uniforms for the girls to wear out on 'night manoeuvres' in the church grounds where they used Army radios, compasses, torches and maps.



*Auckland War Memorial Museum*

**Whenever your programme takes you away from your usual meeting venue the appropriate Health and Safety procedures must be in place. Forms may be accessed on the IFG website [www.iconz4girlz.org.nz/Resources](http://www.iconz4girlz.org.nz/Resources)**